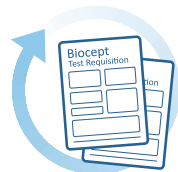


Ordering a Biocept Test

How it Works— Step by Step Instructions



STEP 1


Ordering physician complete and sign the Biocept Test Requisition (including collection date and time of draw).

For a Blood Draw



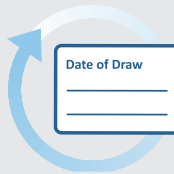
STEP 2

Using **ONLY** the 4 provided CEE-Sure™ Blood Collection Tubes, **FIRST** draw 8 mLs of blood into the tube labeled #1, then draw the remaining tubes. A minimum of 4 mLs is needed to perform the test.



STEP 3

Invert each tube 5 times.



STEP 4

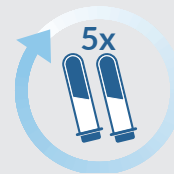
Label the tubes with the collection date, time of draw and **include two patient identifiers**.

For Cerebral Spinal Fluid Draw



STEP 2

Collect CSF in sterile tubes provided in lumbar puncture kit.



STEP 3

Carefully pour the CSF into one or two CEE-Sure™ CSF collection tube(s). Tighten the screw top securely and invert each tube 5 times.



STEP 4

Label the tubes with the collection date, time of draw and **include two patient identifiers**.

Packaging Preparation for Shipping

- Sample must be received within 96 hours from the time of collection.
- Call FedEx 800-463-3339 for a pick up no later than 2 hours prior to closing. (When prompted for an account number, say "Representative". Give the representative your phone number and address. Let them know you have a pre-paid label).
- Biocept accepts Saturday deliveries.

To learn more or place an order, please contact customer service or visit our website.

Customer Service 888-332-7729 • FAX 877-300-1761

Biocept, Inc.

9955 Mesa Rim Road, San Diego, CA 92121

www.biocept.com

